



..... 3

.....

..... 6

..... 7

..... 11

..... 11

..... 11

..... 13

..... 16

..... 16

..... 17

..... 17

..... 19

..... 21

..... 23

..... 26

..... 30

..... 33

..... 33

..... 34

..... 35

..... 35

..... 36

..... 37

..... 38

..... 42

..... 43

..... 44

..... 46

..... 46

..... 46

“ ” 47

..... 48

..... 49

董事长致辞



2021

“ ”

“ ”

41

90

“ ”

18

139

380

“ + ”

2022

“

”

胡香强

2022 4

2004 4

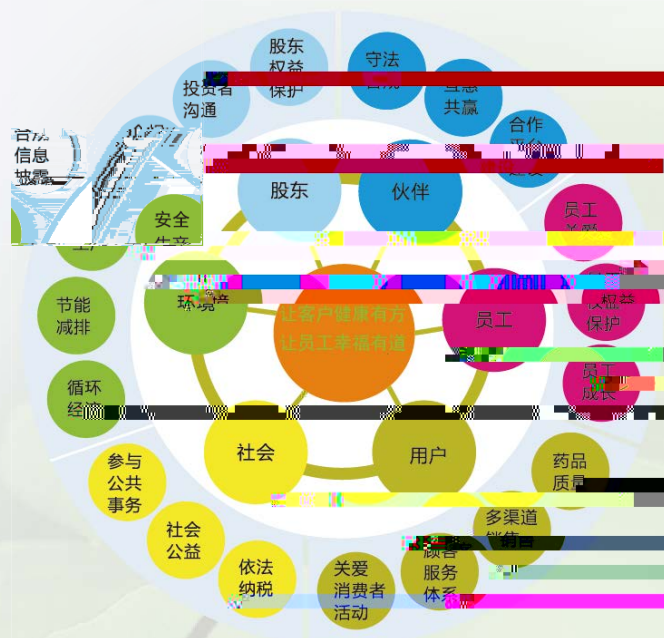
600572

2020

50

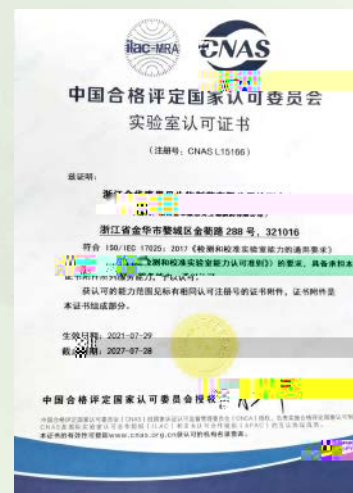
10

10



- 2021 38 " 2020 "
- 50 "
- 2020 HCD100 10 10
- " 2021 CH7 " " 2021 "
- " 8 2020 2

- 2020-2021
- HCD100 45
- HCD50 10
- 2020
- HCD30
-
- E7



• " 2021

" " " " " "

• " 2021

CH7

"

®

" 2021

"

" 2021

X

"

2

®

1

®

2

®

5

®

/

6

®

7

®

8

®

8

®

8

®

8

•

"

"

"

"

10

•

"

"

"

"

•

" 2020

" " 2020

"


•



"







№2011101.

A Of S

S





利益相关方	期望与诉求	回应反馈机制
 股东 / 投资者	投资风险 风险控制 公司治理 信息披露公开透明 中小股东权益保护	股东大会 定期信息披露 临时公告 投资者交流活动
 员工	员工薪酬福利 员工晋升 员工培训 职业健康与安全 人文关怀	党委工会 薪酬调整机制 满意度调查 分层培训 员工关系管理 团队活动
 供应商 / 合作伙伴	商业道德及反腐败 供应商审核 绿色供应链 合作发展	签订廉洁协议 供应商培训 供应商审核 / 考察
 客户	保障产品质量 技术与产品创新 客户服务	产品全生命周期 客户满意度调查 消费者线上、线下交流活动 客户投诉渠道 回应机制反馈
 政府 / 监管机构	诚信经营 依法纳税 解决就业	现场检查 / 调查 信息沟通
 社区	环境保护 志愿者活动 公益慈善	慈善捐助 定期 / 不定期交流

公司治理责任

2021

•





"


"


" L=B

"

"

"







" "

2021 43 CA

100%

6 " "

15

244 5 36 109

2021

2021

kkk. ggY. Vta. Vtb



" "

100%

1

88

11

"

"

2




公司发展责任



EAG

C9A





	2021	2020
100%	76	38
2021	8	
1 GMP	2	3
MAH	2	
MAH		10
3		

4 “ ”



5





1 1 1 1 1 1

1 1 1 2 1

4

2021

1 5 1.2

2022

1 9JH-401 =B8

" " " —"

" " "



1 [®]

12

135

3 /

8

5

2 [®]

2021

200

%

4

®

2021

"

@ HG



50

/

2021



JCG]YKyf 7]hYGdUWY

B@FD3/H@F4/B: -É 6

2022

5

®

"

" " 2020- 2021

"

" 2021

"

6

®

"

"

5

3



7

®

1

<D

<D



8

®

2020

5000

2021

500

9

®

" "

60

" "

40

20

" "



10

®

3500



11

®

®

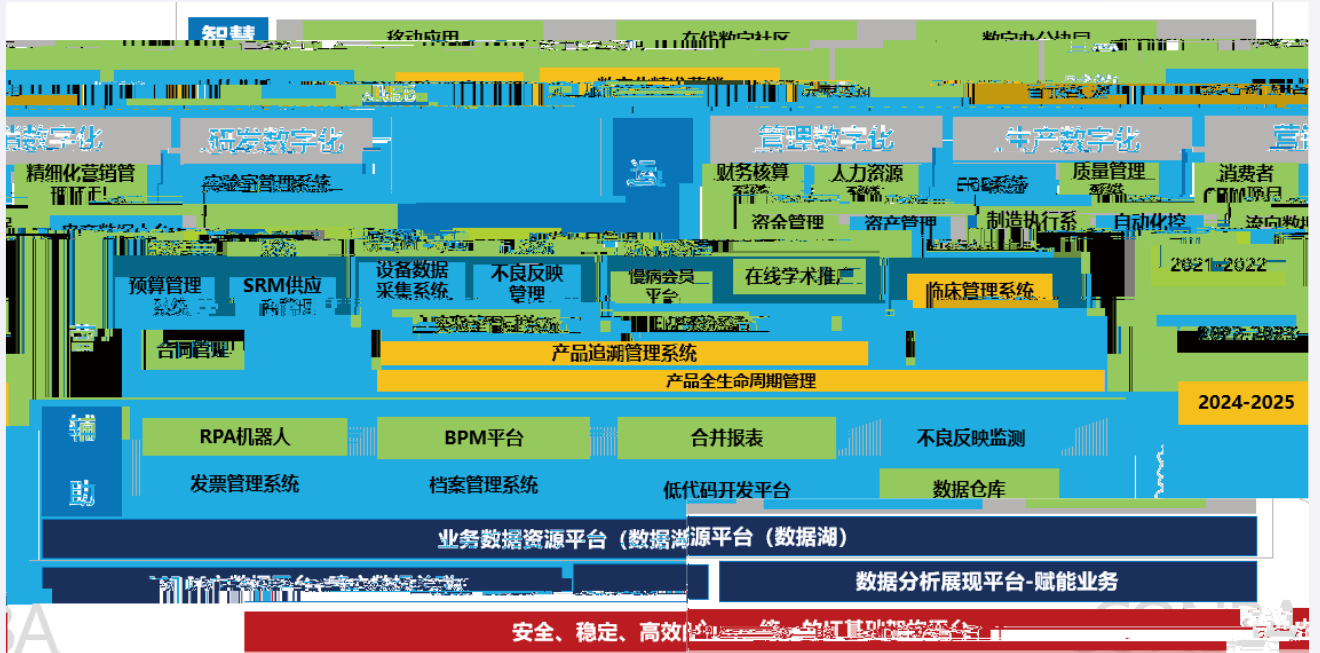
®

®

6

“ ”





1

2021 3

52

2021 7



9FD

=H

9FD

2

" "

1.8

"

"

"

"

39

627

G2D

"

"

DDH

7FA

/



社会责任



400 EE

2021


" " 12000

" " 5 26000

2021

1.8

12.5%



2021

4 28
2020

“ Y ” “ Y ”

“ 9 ”

”

”



”

”

2022 ”

” ” ”

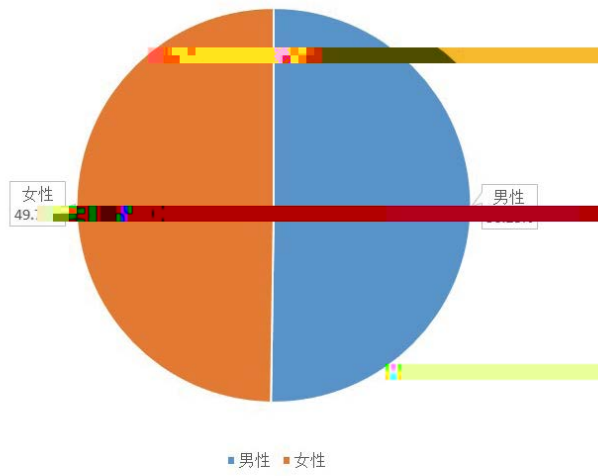
”

85

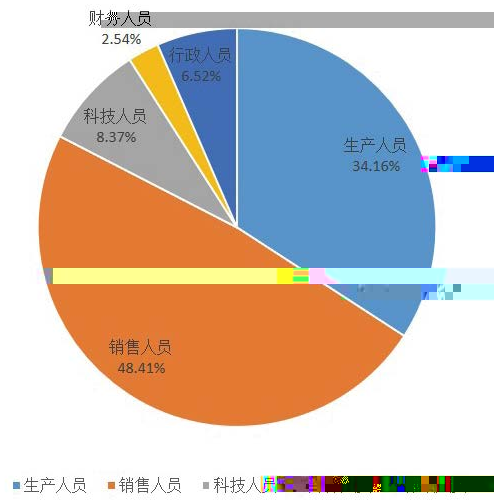
”



康恩贝员工性别分布



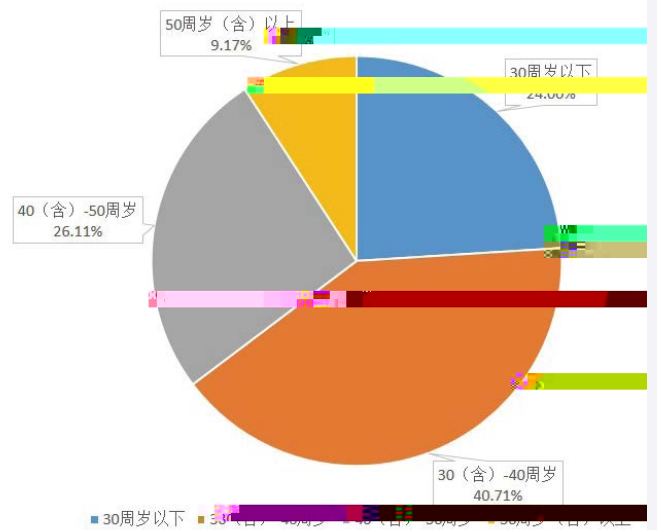
康恩贝员工岗位分布



康恩贝员工学历分布



康恩贝员工年龄结构



1

2021

9000

2021

2

" " "



2021

" " 60 "



36000

" " 2021

3



2021

" " 8
11



6 3 18
" " 3

" " 41 " " 27

EHS



4

2021

272.2

150

"

"

483

512

25

9





2021

11

“ ”

9


i

M

1900 " " +
 2021 6 " 26 "

10
 30 2000
 60





“ ”

1

; 621906-2008 2 ; 68978 1996 4


“ ” 2021 9 2022 3
7C83000
2021 7C8 D<

7C8W



2 “ ”

; 613271-2014 2



5a[/a3

1.5 FHC

94a[/a3

60a[/a3

3

; 6 12348-2008 2 3

4

20

2 5

@-AG

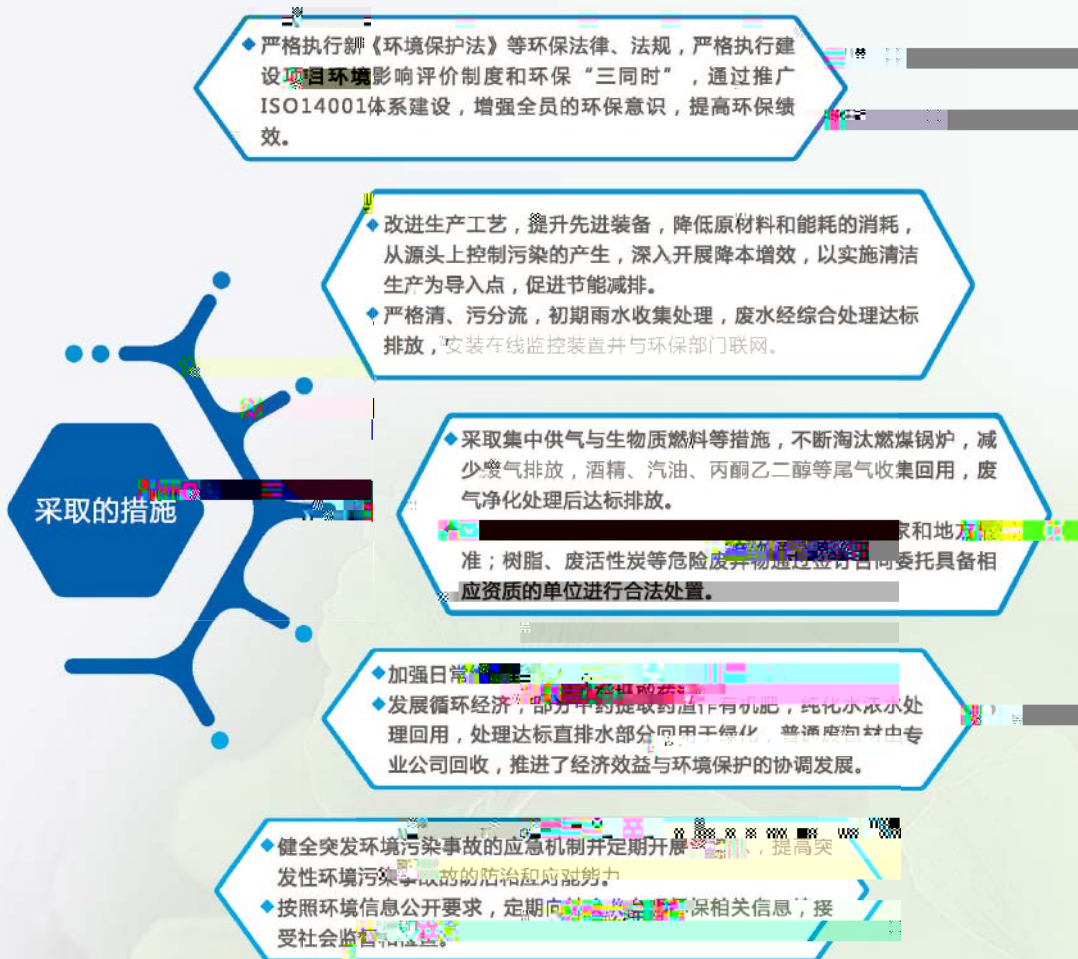
2021

100

95

=GC50001

2021 7



未来展望

